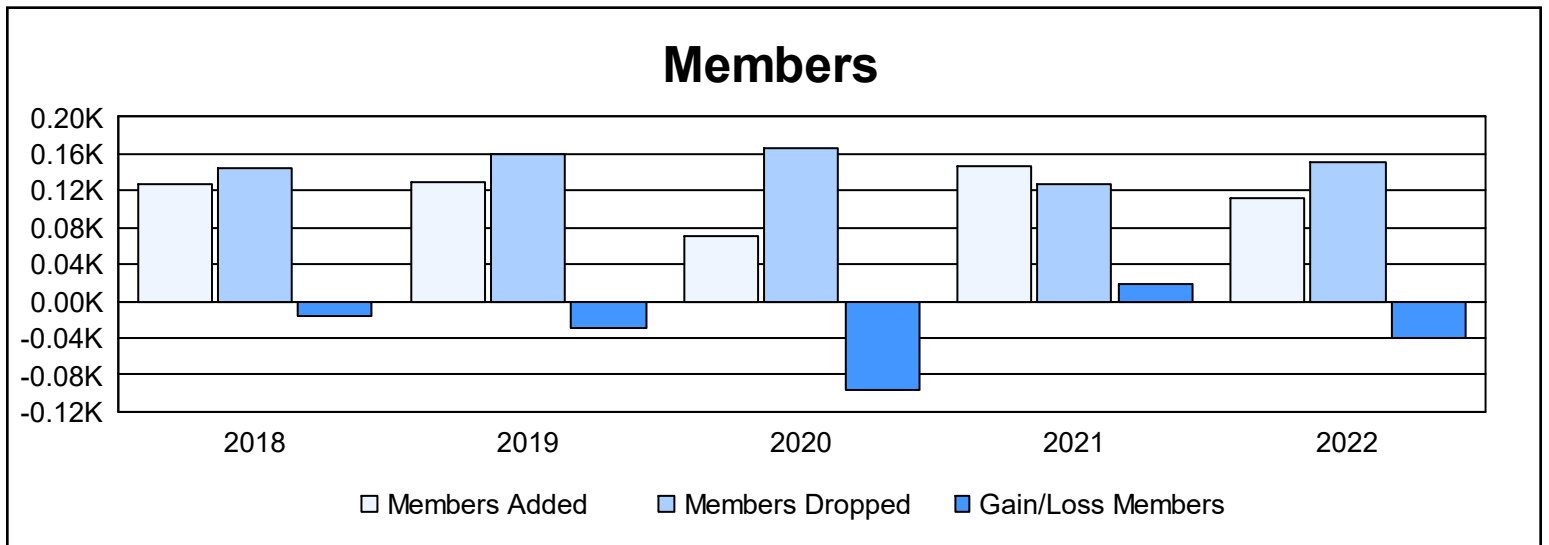
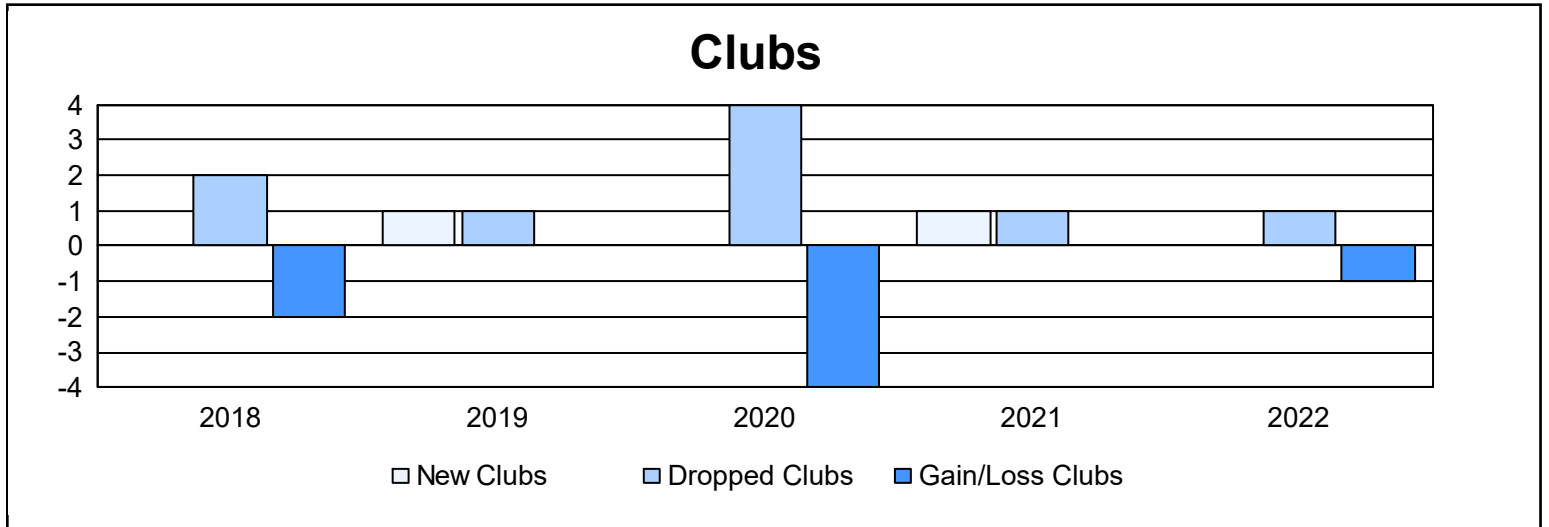
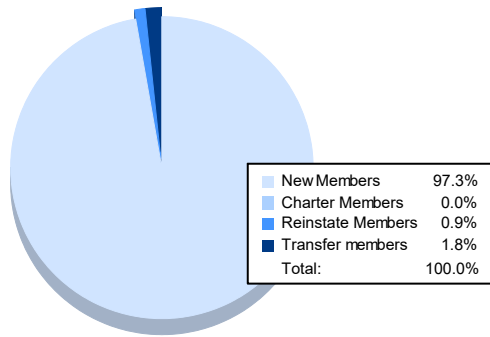


Year	New Clubs	Dropped Clubs	Gain/ Loss Clubs	New Members	Charter Members	Reinstate Members	Transfer Members	Total Member Added	Total Members Dropped	Gain/ Loss Members
2017-2018	0	2	-2	109	3	4	12	128	144	-16
2018-2019	1	1	0	94	27	6	3	130	160	-30
2019-2020	0	4	-4	60	0	1	9	70	166	-96
2020-2021	1	1	0	104	30	4	8	146	128	18
2021-2022	0	1	-1	109	0	1	2	112	152	-40
<b>Average</b>	<b>0</b>	<b>2</b>	<b>-1</b>	<b>95</b>	<b>12</b>	<b>3</b>	<b>7</b>	<b>117</b>	<b>150</b>	<b>-33</b>



### Membership Composition June 2022 Cumulative



### Gender Composition June 2022 Cumulative

